

NPort IA5000 Series

1 and 2-port serial device servers for industrial automation



Features and Benefits

- Socket modes: TCP server, TCP client, UDP
- Patented ADDC® (Automatic Data Direction Control) for 2-wire and 4-wire RS-485
- Cascading Ethernet ports for easy wiring (applies only to RJ45 connectors)
- Redundant DC power inputs
- Warnings and alerts by relay output and email
- 10/100BaseTX (RJ45) or 100BaseFX (single mode or multi-mode with SC connector)
- IP30-rated housing

Certifications

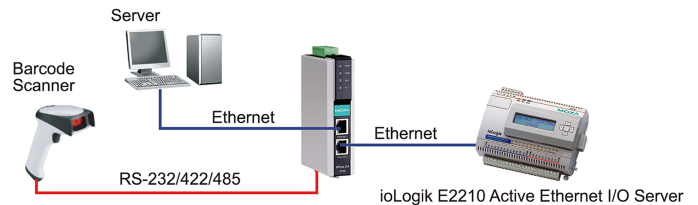


Introduction

NPort® IA device servers provide easy and reliable serial-to-Ethernet connectivity for industrial automation applications. The device servers can connect any serial device to an Ethernet network, and to ensure compatibility with network software, they support a variety of port operation modes, including TCP Server, TCP Client, and UDP. The rock-solid reliability of the NPort® IA device servers makes them an ideal choice for establishing network access to RS-232/422/485 serial devices such as PLCs, sensors, meters, motors, drives, barcode readers, and operator displays. All models are housed in a compact, rugged housing that is DIN-rail mountable.

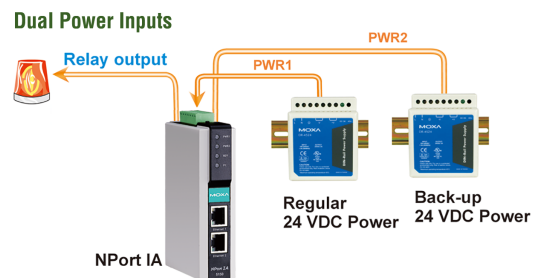
Cascading Ethernet Ports Make Wiring Easy (10/100BaseTX models)

The NPort® IA5150 and IA5250 device servers each have two Ethernet ports that can be used as Ethernet switch ports. One port connects directly to the network or server, and the other port can be connected to either another NPort® IA device server or an Ethernet device. The dual Ethernet ports help reduce wiring costs by eliminating the need to connect each device to a separate Ethernet switch.



Redundant Power Inputs

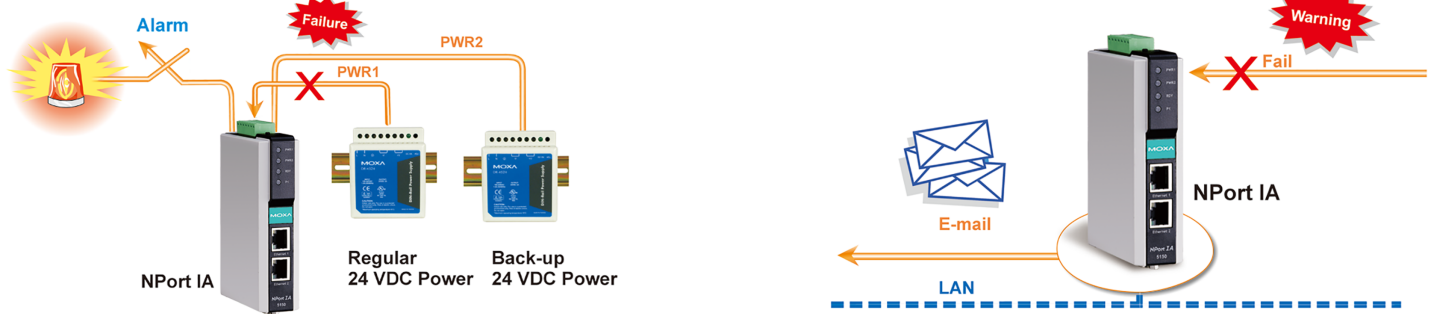
The NPort® IA5000 device servers have two power inputs that can be connected simultaneously to live DC power sources. If one power source fails, the other source takes over automatically. Redundant power inputs help assure that your device server will operate nonstop.



Relay Output Warning and Email Alerts

The built-in relay output can be used to alert administrators of problems with the Ethernet links or power inputs, or when there is a change in the DCD or DSR serial signals. The web console indicates which Ethernet link or power input has failed, or which serial signal has changed. An email warning can also be issued when an exception is detected. These functions are valuable tools that enable maintenance engineers to react promptly to emergency situations.

Power Failure Alarm



Optical Fiber for Ethernet Communication

The NPort® IA5000 Series includes 100BaseFX fiber models that support transmission distances up to 5 km for multi-mode models, and up to 40 km for single-mode models. Optical fiber is well-suited for industrial applications because it is immune to electromagnetic noise and interference. For environments that experience high ground loop voltages, fiber provides the best isolation protection, and because there is no danger of sparking, optical fiber is safer than copper wire to use in hazardous environments.

Industrial-grade Certification

To ensure safe and reliable operation in industrial environments, the NPort® IA5000 device servers have obtained various industrial certifications, including an IP30 rating for mechanical protection, UL 508 safety certification for industrial control equipment, and explosion-safe certifications for hazardous locations. Certifications include UL/cUL Class 1 Division 2 Groups A, B, C, D, as well as ATEX Class 1 Zone 2, and IECEx Zone 2.

Specifications

Ethernet Interface

10/100BaseT(X) Ports (RJ45 connector)	2 (1 IP, Ethernet cascade, NPort IA-5150/5150I/5250/5250I)
Magnetic Isolation Protection	1.5 kV (built-in)
100BaseFX Ports (multi-mode SC connector)	NPort IA-5000-M-SC Models: 1 NPort IA-5000-M-ST Models: 1
100BaseFX Ports (single-mode SC connector)	NPort IA-5000-S-SC Models: 1

Optical Fiber

		100BaseFX		
		Multi-Mode		Single-Mode
Fiber Cable Type		OM1	50/125 μm 800 MHz x km	G.652
Typical Distance		4 km	5 km	40 km
Wavelength	Typical (nm)	1300		1310
	TX Range (nm)	1260 to 1360		1280 to 1340
	RX Range (nm)	1100 to 1600		1100 to 1600
Optical Power	TX Range (dBm)	-10 to -20		0 to -5
	RX Range (dBm)	-3 to -32		-3 to -34
	Link Budget (dB)	12		29
	Dispersion Penalty (dB)	3		1

Note: When connecting a single-mode fiber transceiver, we recommend using an attenuator to prevent damage caused by excessive optical power.
 Note: Compute the "typical distance" of a specific fiber transceiver as follows: Link budget (dB) > dispersion penalty (dB) + total link loss (dB).

Ethernet Software Features

Configuration Options	Web Console (HTTP), Windows Utility, Telnet Console, Serial Console
Management	DHCP Client, IPv4, SMTP, SNMPv1, Telnet, ARP, BOOTP, DNS, HTTP, TCP/IP, UDP, ICMP, Rtelnet
Windows Real COM Drivers	Windows 95/98/ME/NT/2000, Windows XP/2003/Vista/2008/7/8/8.1/10 (x86/x64), Windows 2008 R2/2012/2012 R2/2016/2019 (x64), Windows Embedded CE 5.0/6.0, Windows XP Embedded
Linux Real TTY Drivers	Kernel versions: 2.4.x, 2.6.x, 3.x, 4.x, and 5.x
Fixed TTY Drivers	SCO UNIX, SCO OpenServer, UnixWare 7, QNX 4.25, QNX 6, Solaris 10, FreeBSD, AIX 5.x, HP-UX 11i, Mac OS X, macOS 10.12, macOS 10.13, macOS 10.14, macOS 10.15
Android API	Android 3.1.x and later
Time Management	SNTP
MIB	RFC1213, RFC1317

Serial Interface

Connector	NPort IA-5150: DB9 male for RS-232 and terminal block for RS-422/485 NPort IA-5250: DB9 male for RS-232/422/485
No. of Ports	NPort IA-5150 Models: 1 NPort IA-5250 Models: 2
Serial Standards	RS-232, RS-422, RS-485
Baudrate	Supports standard baudrates (unit=bps): 110, 134, 150, 300, 600, 1200, 1800, 2400, 4800, 7200, 9600, 19200, 38400, 57600, 115200, 230400
Data Bits	5, 6, 7, 8
Parity	None, Even, Odd, Space, Mark
Stop Bits	1, 1.5, 2
Flow Control	RTS/CTS (RS-232 only), DTR/DSR (RS-232 only), XON/XOFF
Terminator for RS-485	120 ohms
Pull High/Low Resistor for RS-485	1 kilo-ohm, 150 kilo-ohms
Isolation	2 kV (I models)
RS-485 Data Direction Control	ADDC® (automatic data direction control)

Serial Signals

RS-232	TxD, RxD, RTS, CTS, DTR, DSR, DCD, GND
RS-422	Tx+, Tx-, Rx+, Rx-, GND
RS-485-4w	Tx+, Tx-, Rx+, Rx-, GND
RS-485-2w	Data+, Data-, GND

Power Parameters

Input Voltage	12 to 48 VDC
Input Current	NPort IA-5150/IA-5150-T/IA-5250/IA-5250-T: 435 mA @ 12 VDC NPort IA-5150/IA-5150I-T/IA-5150-S-SC/IA-5150-S-SC-T/IA-5150I-M-SC/IA-5150I-M-SC-T/IA-5150I-S-SC/IA-5150I-S-SC-T: 555 mA @ 12 VDC NPort IA-5250/IA-5250I-T/IA-5150-M-SC/IA-5150-M-SC-T/IA-5150-M-ST/IA-5150-M-ST-T: 510 mA @ 12 VDC

No. of Power Inputs	2
Power Connector	Terminal block
Relays	
Contact Current Rating	Resistive load: 1 A @ 30 VDC
Physical Characteristics	
Housing	Plastic
IP Rating	IP30
Dimensions	29 x 89.2 x 118.5 mm (0.82 x 3.51 x 4.57 in)
Weight	NPort IA-5150: 360 g (0.79 lb) NPort IA-5250: 380 g (0.84 lb)
Installation	DIN-rail mounting
Environmental Limits	
Operating Temperature	Standard Models: 0 to 60°C (32 to 140°F) Wide Temp. Models: -40 to 75°C (-40 to 167°F)
Storage Temperature (package included)	-40 to 85°C (-40 to 167°F)
Ambient Relative Humidity	5 to 95% (non-condensing)
Standards and Certifications	
EMC	EN 55032/35
EMI	CISPR 32, FCC Part 15B Class A
EMS	IEC 61000-4-2 ESD: Contact: 6 kV; Air: 8 kV IEC 61000-4-3 RS: 80 MHz to 1 GHz: 10 V/m IEC 61000-4-4 EFT: Power: 4 kV; Signal: 2 kV IEC 61000-4-5 Surge: Power: 2 kV; Signal: 2 kV IEC 61000-4-6 CS: 10 V IEC 61000-4-8 PFMF IEC 61000-4-11
Safety	IEC 60950-1, EN 60950-1, EN 62368-1, UL 508
Maritime	DNV
Hazardous Locations	ATEX, Class I Division 2, IECEx
Freefall	IEC 60068-2-32
Shock	IEC 60068-2-27
Vibration	IEC 60068-2-6, IEC 60068-2-64
Declaration	
Green Product	RoHS, CRoHS, WEEE
MTBF	
Time	NPort IA-5150/IA-5150I Models: 1,349,710 hrs NPort IA-5150-M-SC/M-ST/S-SC Models: 1,175,887 hrs NPort IA-5150I-M-SC Models: 768,343 hrs NPort IA-5150I-S-SC Models: 763,707 hrs NPort IA-5250/IA-5250I Models: 1,236,384 hrs
Standards	Telcordia (Bellcore) Standard TR/SR

Warranty

Warranty Period	5 years
Details	See www.moxa.com/warranty

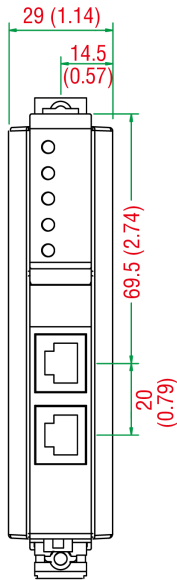
Package Contents

Device	1 x NPort IA-5000 Series device server
Documentation	1 x quick installation guide 1 x warranty card

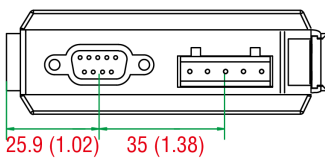
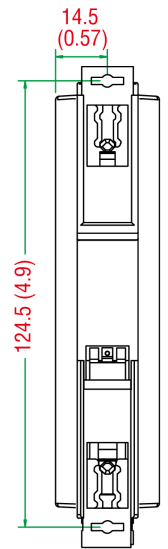
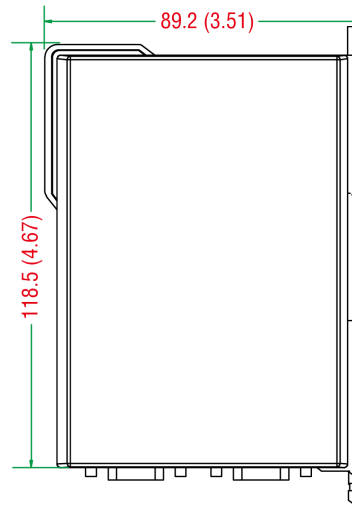
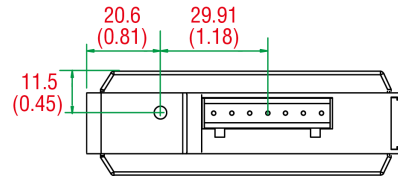
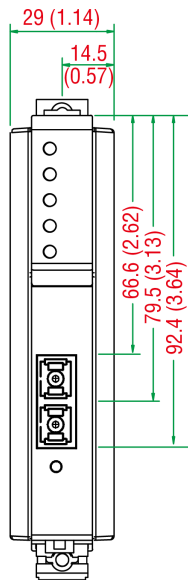
Dimensions

Unit: mm (inch)

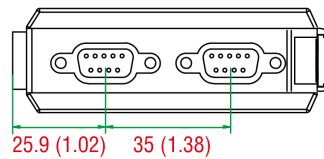
NPort IA5150
NPort IA5150I
NPort IA5250



NPort IA5150-M-SC
NPort IA5150-S-SC
NPort IA5150I-M-SC
NPort IA5150I-S-SC



NPort IA5150
NPort IA5150I
NPort IA5150-M-SC
NPort IA5150-S-SC
NPort IA5150I-S-SC
NPort IA5150I-M-SC



NPort IA5250

Ordering Information

Model Name	No. of Ethernet Ports	Ethernet Port Connector	Operating Temp.	No. of Serial Ports	Serial Isolation	Certification: Hazardous Locations
NPort IA-5150	2	RJ45	0 to 60°C	1	-	ATEX, C1D2, IECEx
NPort IA-5150-T	2	RJ45	-40 to 75°C	1	-	ATEX, C1D2, IECEx
NPort IA-5150-M-SC	1	Multi-mode SC	0 to 60°C	1	-	ATEX, C1D2, IECEx
NPort IA-5150-M-SC-T	1	Multi-mode SC	-40 to 75°C	1	-	ATEX, C1D2, IECEx
NPort IA-5150-M-ST	1	Multi-mode ST	0 to 60°C	1	-	ATEX, C1D2, IECEx
NPort IA-5150-M-ST-T	1	Multi-mode ST	-40 to 75°C	1	-	ATEX, C1D2, IECEx

Model Name	No. of Ethernet Ports	Ethernet Port Connector	Operating Temp.	No. of Serial Ports	Serial Isolation	Certification: Hazardous Locations
NPort IA-5150-S-SC	1	Single-mode SC	0 to 60°C	1	-	ATEX, C1D2, IECEx
NPort IA-5150-S-SC-T	1	Single-mode SC	-40 to 75°C	1	-	ATEX, C1D2, IECEx
NPort IA-5250	2	RJ45	0 to 60°C	2	-	ATEX, C1D2, IECEx
NPort IA-5250-T	2	RJ45	-40 to 75°C	2	-	ATEX, C1D2, IECEx
NPort IA-5150I	2	RJ45	0 to 60°C	1	2 kV	ATEX, C1D2, IECEx
NPort IA-5150I-T	2	RJ45	-40 to 75°C	1	2 kV	ATEX, C1D2, IECEx
NPort IA-5150I-M-SC	1	Multi-mode SC	0 to 60°C	1	2 kV	ATEX, C1D2, IECEx
NPort IA-5150I-M-SC-T	1	Multi-mode SC	-40 to 75°C	1	2 kV	ATEX, C1D2, IECEx
NPort IA-5150I-S-SC	1	Single-mode SC	0 to 60°C	1	2 kV	ATEX, C1D2, IECEx
NPort IA-5150I-S-SC-T	1	Single-mode SC	-40 to 75°C	1	2 kV	ATEX, C1D2, IECEx
NPort IA-5250I	2	RJ45	0 to 60°C	2	2 kV	ATEX, C1D2, IECEx
NPort IA-5250I-T	2	RJ45	-40 to 75°C	2	2 kV	ATEX, C1D2, IECEx

Accessories (sold separately)

Cables

CBL-F9M9-150	DB9 female to DB9 male serial cable, 1.5 m
CBL-F9M9-20	DB9 female to DB9 male serial cable, 20 cm
CBL-RJ458P-100	8-pin RJ45 CAT5 Ethernet cable, 1 m
CBL-RJ45SF9-150	8-pin RJ45 to DB25 male serial cable with shielding, 1.5m

Connectors

ADP-RJ458P-DB9F	DB9 female to RJ45 connector
Mini DB9F-to-TB	DB9 female to terminal block connector

© Moxa Inc. All rights reserved. Updated Nov 11, 2021.

This document and any portion thereof may not be reproduced or used in any manner whatsoever without the express written permission of Moxa Inc. Product specifications subject to change without notice. Visit our website for the most up-to-date product information.